



# CATALINA

— PREMIUM SERIES VINYL WINDOWS —

Premium Craftsmanship,  
Materials and Performance

NEW standard features

NEW upgrade options






# CATALINA

Catalina Series Vinyl Windows are one of the wisest investments you can make in your home. They bring to your home beauty, energy efficiency, security and comfort that you'll enjoy every day. Each window is custom-built for your home using premium materials, engineering and craftsmanship that are the hallmarks of Anlin Window Systems.





# FULL LIFETIME WARRANTY FOR HOMEOWNERS

Catalina windows are guaranteed for as long as you own your home. Your investment is protected by Anlin's Full Lifetime Warranty, including non-prorated coverage and glass breakage. We stand behind our windows. And you'll have it in writing.

## INFINIT-e PLUS<sup>TM</sup> HIGH PERFORMANCE GLAZING SYSTEM

It's the science behind maximum energy efficiency and comfort. And **ONLY** Anlin offers it.

Anlin's proprietary Infinitt-e Plus High Performance Glazing System offers superior energy efficiency and comfort year-round, and with lower energy costs.

**It includes:**

**Platinum Elite Warm Edge Spacer:**

Our silicone memory foam spacer with three insulating chambers is the industry's most technologically advanced and efficient spacer on the market.

**Triple-layer silver metal coating:**

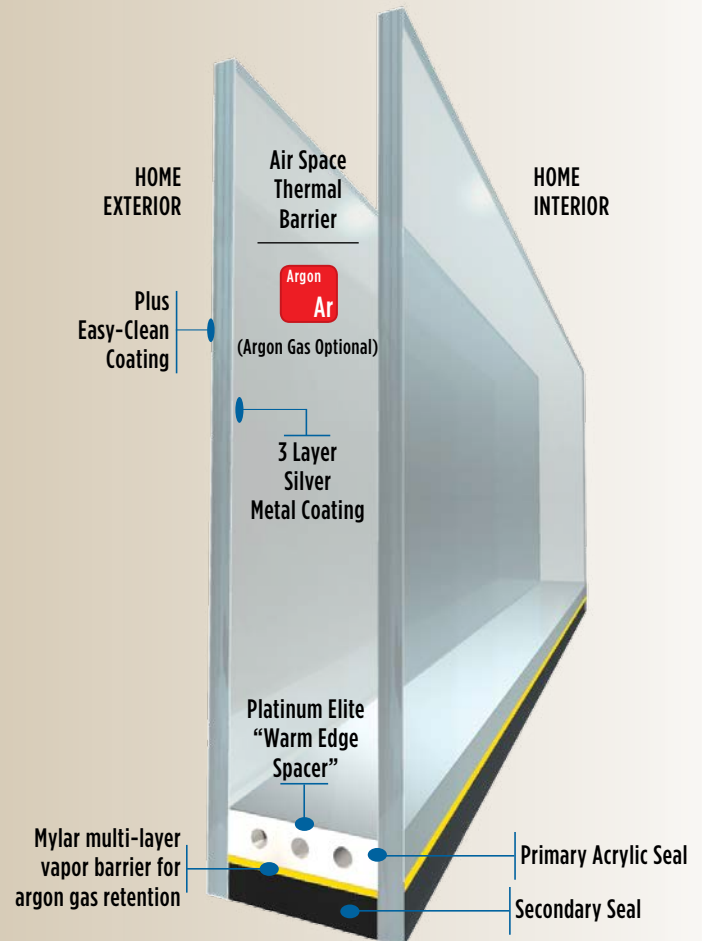
This Infinitt-e coating reflects outside heat in sunny weather, keeps heat from escaping home in cold weather, and blocks 95% of harmful UV rays.

**PLUS Easy-Clean coating:**

Applied to the exterior glass, PLUS coating harnesses the sun's UV rays and causes dirt and other organic materials on the glass to decompose. So when it rains, the decomposed dirt no longer clings to the glass, easily rinsing away. Your windows will be easier to clean and stay cleaner longer.

**OPTIONAL Argon Gas "Flood Filled"**

Turns the space between glass panes into a highly effective thermal barrier. "Flood filled" technology guarantees 90-95% fill rate.



# With Catalina, Premium Features Are Standard

We invite you to consider the details. Because true beauty, comfort and performance are in the details.

**Fusion-welded corners and multiple hollow chambers for watertight strength and energy efficiency**

**Dual-durometer glazing bead for a weather-tight seal**

**Pull-tight cam lock fastened to metal reinforcement. Or choose our new True-Action Lock that engages automatically when sash is completely shut. Both lock styles pass stringent California Forced Entry (CFE) resistance test.**

**Flush mount tilt latch for safe and secure tilt action**

**Dual-wall glazing leg reduces condensation**

**Contoured integral lift rail for clean, smooth lines and easy window operation**

**Double-strength glass standard, 3/4" overall glass for maximum energy performance**

**Secondary ventilation latches**

**Infinitt-e Plus High Performance Glazing System with Platinum Elite warm edge spacer, triple-layer silver coating and PLUS easy-clean coating**

**Continuous interlocking meeting rail for weather-tight performance**

**On single hung windows, sash tilts in for easy cleaning from inside**

**BetterVue® screen with antimicrobial treatment and sturdy aluminum frame with full-length integral lift rail**

**Triple-fin weatherstripping with antimicrobial protection**

**For vertical sliders:**

**Constant-force stainless steel balance system creates smooth up-and-down operation.**

**For horizontal sliders:**

**Two tandem rollers with Celcon wheels and large stainless steel axes for durability and ease of use.**

## And You'll Like Your Options



**Brick Mould Multi-Tiered Casing**  
Our new brick mould option simulates the look of classic wood casing.

### True-Action Lock:

This system automatically locks when the sash is closed. The positive detent in the button allows for easy operation. Both True Action Lock and standard pull-tight cam lock pass stringent California Forced Entry test. The True Action Lock is available in 5 different colors including architectural finishes.



# Breathe easier and cleaner, whether your windows are open or closed.

## Better Weatherstripping. Better Screens. And the Antimicrobial Advantage.


Antimicrobial protection inhibits the growth of stain and odor causing bacteria, mold and mildew. Infused into our weatherstrips and BetterVue® screens, this protection won't wash or wear away for the life of these parts. And that's a breath of fresh air.

### Triple-Fin Weatherstrip

Catalina's state-of-the-art weatherstrip features three fins, plush filler and a durable backer all infused with antimicrobial protection.



### BetterVue® Screens See And Feel The Difference



Anlin's BetterVue® screens allow a much clearer view than standard screens. At the same time, they increase airflow and protect better against insects. The screen mesh is infused with antimicrobial protection.

### Built-In Integrated Screen Lift Rail:

Catalina's screen lift rail is built into the actual frame as opposed to breakable plastic add-on tabs. Our lift rail also runs the length of the frame, making it more convenient to operate and distributing the lift weight evenly.





More Choices.

# CATALINA

Available in a range of style and design options, Catalina will fit you ... and your home ... beautifully

## EVEN SIGHT LINES

The viewable glass area is the same on the fixed and the moveable sashes, creating a sleek, symmetrical sight line.



### FRAME COLORS



White (Standard)



Tan (Standard)

**THERMACOAT™**  
SOLAR REFLECTIVE  
EXTERIOR COLORS  
(Optional)



### GLASS PATTERNS

Standard Obscure



Glue Chip



Rain



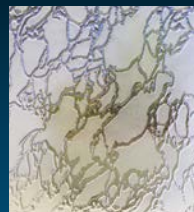

Delta Frost



Reed



Flemish



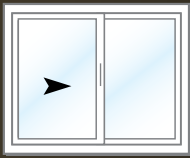


All of Them Beautiful.

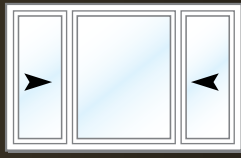
SAMPLE CONFIGURATIONS



Singe Hung



Single Slider



XOX Slider



Picture



SH / Picture / SH



Geometric



Picture Over Slider

GRID STYLES (Optional)



5/8" Flat



5/8" Sculptured




1" Sculptured

GRID PATTERNS (Optional)



Colonial



Perimeter



Queen Anne

CASING STYLES (Optional)



Double Wall Beveled  
Flush Fin



Brick Mould  
Multi-Tiered Casing

V-GROOVE BEVELED GLASS (Optional)

Various styles and  
patterns available





# “Quality Windows from Our Family to Yours”

MORE THAN A SLOGAN – IT’S A WAY OF LIFE

Anlin is family owned, so we don’t answer to investors. We answer to you. From our Full Lifetime Warranty for homeowners to our trained team of technicians, we ensure that you will always be happy with the performance of your windows and the service you receive. Should you ever need to call us, a friendly person will answer the phone, and the Anlin team will promptly address your request.




## TECHNOLOGICAL EXCELLENCE

Building the industry’s best custom replacement windows takes the industry’s best technology. Our highly trained manufacturing team utilizes state-of-the art, automated equipment to ensure that every detail of every Catalina window meets exacting standards.

This computer-controlled precision increases the beauty, energy efficiency and durability of your Catalina windows.

Anlin  
Window System







THE WINDOWS YOU CHOOSE  
AFFECT YOUR ENVIRONMENT

## All Anlin Products Exceed Energy Star Requirements

Anlin continues to lead the fenestration industry building the most energy efficient windows that deliver both overall and long term performance while protecting our natural resources. Our innovative production practices result in windows that are good for the environment and great for your pocket book.

# Your Sustainable Window Solution

Close to 50% of the 110 million homes in the U.S. still have inefficient single-pane windows.<sup>1</sup> This contributes up to 35% of the energy wasted in buildings and 10% of the carbon emissions in the U.S. each year.<sup>2</sup> Choosing Anlin's highly efficient dual-pane windows is a beautiful way to do your part for the environment.

### At Anlin, we are committed to:

Conserving resources ... by manufacturing the most energy efficient windows. You will use less energy to heat and cool your home, and even less water to keep them clean.

Reducing landfills ... by using more sustainable materials and construction practices. Your windows will stay on your home longer and stay out of landfills.

Recycling materials ... by reclaiming and reusing almost all by-products in our manufacturing process, including glass, vinyl, water and shipping materials.

1. U.S. Department of Energy ([www1.eere.energy.gov](http://www1.eere.energy.gov)), 2007  
2. American Council for an Energy-Efficient Economy ([www.aceee.org](http://www.aceee.org)), 2008

## THERMAL PERFORMANCE DATA

WINDOW STYLE	Total Unit U-Factor <sup>1</sup>	Solar Heat Gain Coeff. <sup>2</sup>	Visible Light Transmittance <sup>3</sup>	UV Block <sup>4</sup>
Single-Hung [Standard Double-Pane Clear]	0.46	0.62	82%	42%
Single-Hung [INFINIT <sup>®</sup> PLUS <sup>®</sup> ]	0.31	0.22	66%	95%
Single-Hung [INFINIT <sup>®</sup> PLUS <sup>®</sup> with Argon]	0.27	0.22	66%	95%
Single-Slider [Standard Double-Pane Clear]	0.46	0.62	82%	42%
Single-Slider [INFINIT <sup>®</sup> PLUS <sup>®</sup> ]	0.31	0.22	66%	95%
Single-Slider [INFINIT <sup>®</sup> PLUS <sup>®</sup> with Argon]	0.27	0.22	66%	95%
Picture-Window [Standard Double-Pane Clear]	0.46	0.67	82%	42%
Picture-Window [INFINIT <sup>®</sup> PLUS <sup>®</sup> ]	0.30	0.24	66%	95%
Picture-Window [INFINIT <sup>®</sup> PLUS <sup>®</sup> with Argon]	0.26	0.24	66%	95%

Catalina windows with INFINIT<sup>®</sup> PLUS<sup>®</sup> HP Glazing System lead the industry in thermal performance.

<sup>1</sup> U-factor represents the amount of heat transfer as measured in accordance with NFRC 100-2001, calculation uses total window unit, and assumes 3/4" glazing with a 1/2" airspace. Lower is better.

<sup>2</sup> Solar heat gain coefficient (SHGC) measures the amount of solar radiation entering the building. As measured per NFRC 200-2001 with the Window 4.1 and Frame 4.1 modeling programs. Lower is better.

<sup>3</sup> Visible light transmittance indicates the amount of outside light reaching the interior as calculated using center of glass. Higher percentages mean more outside light reaches interior.

<sup>4</sup> Ultraviolet (UV) light block calculations performed using Lawrence Berkeley Laboratories Window 4.1 program. Percentages indicate amount of UV transmittance blocked from the interior using a 3/4" glazing unit.

### CERTIFIED TO MEET OR EXCEED EXPECTATIONS

All Anlin windows are AAMA and NFRC certified, and ENERGY STAR<sup>®</sup> qualified with:

**INFINIT<sup>®</sup> PLUS<sup>®</sup>**  
HIGH PERFORMANCE GLAZING SYSTEM



### INSTALLATION STANDARDS

Anlin Window Systems' recommends following installation standards in your local building codes, and the instructions found in the following AAMA publications:

**Replacement: AAMA 2410-03:** Standard for Installation of Windows with an Exterior Flush Fin Over an Existing Window Frame.

**Replacement: CAWM 420-97:** Standard for Installation of Block Frame Windows Utilizing an Existing Perimeter Wood Frame.

**New Construction: AAMA 2400-02:** Standard for Installation of Windows with a Mounting Flange in Stud Frame Construction.

**Anlin Window Systems**

1665 Tollhouse Rd.  
Clovis, CA 93611  
**800-287-7996**  
[www.anlin.com](http://www.anlin.com)

