

Trust Your Local **Anlin** Windows and Doors Dealer



Love for the Home

THE STAR OF ENERGY SAVINGS





# The **Anlin** Promise

Is a Balance of Excellence, Responsibility and Love for the Home



## The 5 Star Difference

Energy Efficient Windows and Doors Made in America

Anlin is a Green Company and Green Product Manufacturer

Leading-Edge Energy Saving Technology

High Tech Security Glass for Home Protection

Antimicrobial Features for Healthier Living

Outstanding Noise Reduction and Insulation

Exceptional Quality, Safety, Service and Design

The Only 5-Star Consumer Rated Window and Door Manufacturer





## Anlin Catalina Series

### The Beauty of Symmetry

The **Anlin** Catalina Series premium windows are symmetrically engineered with even sightlines for maximum beauty. This window series was Anlin's original design and is the most popular window Anlin offers. It can be fully loaded with feature upgrades for durability and maximum energy efficiency.



## Anlin Panoramic Series

### A Designer Frame with Maximum View

The **Anlin** Panoramic Series provides additional glass viewing area with a narrow profile frame. This **Anlin** window series is engineered to achieve maximum energy saving performance while offering greater natural light.



## Anlin Coronado Series

### Flexibility to Complete Your Perfect Home Window Plan

The **Anlin** Coronado Series premium windows have a variety of operating styles, including double hung, double slider, casement and awning windows for superior fresh-air ventilation. **Anlin** Coronado can be incorporated into any home window plan with **Anlin** Catalina, **Anlin** Panoramic or may be used throughout your home.



## Anlin Malibu Door Series

### Love the Way they Look and Feel

**Anlin** Malibu Series premium sliding and swinging patio doors are built for beauty, comfort and a lifetime of smooth operation. Fall in love with your home again.






The Art of Window and Door Frame Design

## Anlin XTRU

Truly State of the Art Windows and Doors

**Anlin XTRU** is the true leader in window and door technology. Anlin's proprietary **Titanium Dioxide Infused Vinyl Extrusion** is architecturally engineered for superior strength, durability and energy efficiency. **Anlin XTRU** is certified in accordance with ASTM D4726 and AAMA 303-19. Anlin's proprietary designs are state of the art, with high temperature tolerance, low thermal expansion and are performance engineered. **Anlin XTRU** with air-tight fusion welded corners, provides combined features that surpass wood, fiberglass and metal in overall performance and longevity. **Anlin XTRU** has made **Anlin** Windows and Doors the envy of the industry and number one in customer satisfaction with an impressive Five Star consumer rating.

### Anlin Premium Features




#### Anlin XTRU Architectural Frame

**Anlin XTRU** formula with innovative design, provides superior thermal values.



#### Anlin High Quality Smooth Operation

High-quality rollers and a constant-force stainless steel balance system ensures smooth operation of sliding and hung windows.



#### Anlin Weather-Tight Seal

Antimicrobial triple-fin weatherstrip with four barriers of filler provides a weather-tight seal blocking more wind, dirt, bacteria, moisture and sound.



#### Anlin Antimicrobial Mesh & Watershed Coating

Anlin screens are infused with antimicrobial protection, providing clearer viewing, better airflow, insect protection and watershed technology.




#### Anlin Ventilation Latch

Anlin windows with even sightline frames include a built-in ventilation latch. This allows an opening space of a few inches, while providing a semi-secure opening.



#### Anlin Safety and Security

All lock hardware is securely attached to metal reinforcement and a continuous interlocking rail prevents "jimmying" or access to the lock. All windows and doors pass the most stringent forced entry resistance test.



## Anlin Infnit-e

Ideal for All Climates and Excellent Solar Protection with Highest Visible Light

Anlin Standard Glass

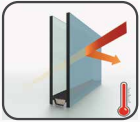
### Anlin Glass Upgrades




**Anlin SunMatrix**  
4-layer Low-e Coating  
99% UV Block



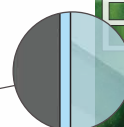
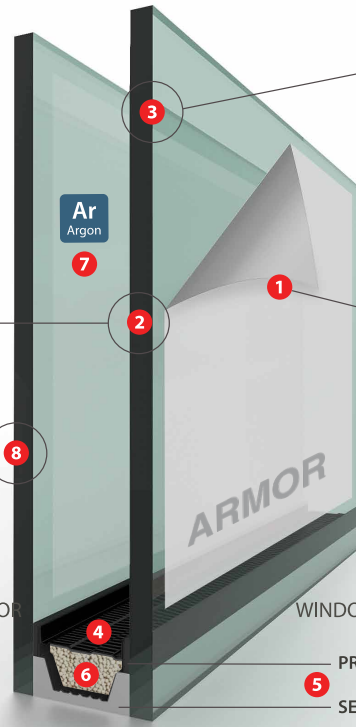
**Anlin QuadraTherm**  
Multi-Layer Heat Retention Coating



**Anlin SunShield**  
Blue/Gray tint on the exterior glass for maximum solar protection against extreme temperatures and sun exposure.




**Anlin Sound Package**  
Reduces unwanted noise up to 50%. Varying thicknesses of glass reduce bounce and vibration as argon gas dampens transfer of sound waves.



## Easy Clean Coating

With PLUS Easy Clean Coating | Without PLUS Easy Clean Coating



**AnlinArmor**  
Peel-Off Protective Film

WINDOW INTERIOR

WINDOW EXTERIOR

PRIMARY MOISTURE SEAL

SECONDARY STRUCTURAL SEAL

## Anlin High Performance Glass

- Anlin Armor:** An easy peel-off protective film that keeps your windows in pristine condition throughout manufacturing, delivery, and installation.
- Anlin SunMatrix:** 4 Layers of energy efficient Low-E coating that reflects and substantially reduces the amount of solar heat entering the home. *Optional Upgrade*
- PLUS Easy Clean Coating:** An exterior coating that breaks down pollutants and dirt, keeping your windows clean longer.
- Platinum Elite Spacer:** The most advanced, thermally efficient, commercial rated, low conductance warm edge spacer in the industry.
- True Dual Seal:** A moisture vapor barrier (black), fused with a commercial rated structural silicone (gray), assures lifetime durability.
- Moisture Stop:** An advanced silica drying agent that continuously extracts any moisture vapor from within the unit.
- Argon Gas:** An invisible layer of insulation that slows the transfer of heat through the insulated glass. *Optional upgrade*
- QuadraTherm:** A heat retention coating that helps keep more warmth inside your home on cold days and nights. *Optional Upgrade*

## Thermal Performance Numbers

### Anlin Catalina Series Single Slider and Single Hung Windows

Glass Package	U-Factor	Solar Heat Gain Coefficient	
		SHGC No-Grid	UV Block
Anlin Infnit-e with Argon Gas	0.27	0.22	95%
Anlin Infnit-e / QuadraTherm with Argon Gas	0.23	0.22	95%
Anlin SunMatrix with Argon Gas	0.27	0.18	99%
Anlin SunMatrix / QuadraTherm with Argon Gas	0.23	0.18	99%
Anlin SunShield with Argon Gas	0.27	0.15	98%
Anlin SunShield / QuadraTherm with Argon Gas	0.24	0.14	98%


### Anlin Malibu Sliding Doors with Standard 2 3/4" Rails

Glass Package	U-Factor	Solar Heat Gain Coefficient	
		SHGC No-Grid	UV Block
Anlin Infnit-e with Argon Gas	0.29	0.21	95%
Anlin Infnit-e / QuadraTherm with Argon Gas	0.25	0.21	95%
Anlin SunMatrix with Argon Gas	0.29	0.17	99%
Anlin SunMatrix / QuadraTherm with Argon Gas	0.25	0.17	99%
Anlin SunShield with Argon Gas	0.29	0.14	98%
Anlin SunShield / QuadraTherm with Argon Gas	0.25	0.13	98%

For additional Glass Packages and performance ratings for all Anlin products visit [Anlin.com](http://Anlin.com)

# Anlin Window Types & Options

## Anlin Catalina / Panoramic Series



Single Slider



Single Hung




Picture



Geometric


Configurations | Combine Window Types to Your Preference



End Vent Slider




Single Hung / Picture / Single Hung



Picture Over Slider

Available in the **Anlin Catalina Series** & **Anlin Panoramic Series** 2-7/8" Frame Depth

## Anlin Coronado Series | Flexibility to Complete Your Perfect Home Window Plan



Double Slider



Double Hung



Casement

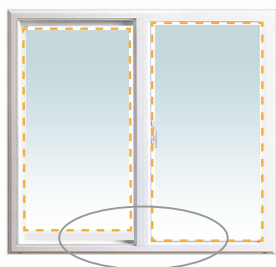


Awning

Superior Fresh-Air Ventilation Windows • Also Includes: Picture, Geometric, Bay, Bow, Garden

Available only in the **Anlin Coronado Series** 3-1/4" Frame Depth

## Narrow Profile Frame | Maximum Glass Viewing Area



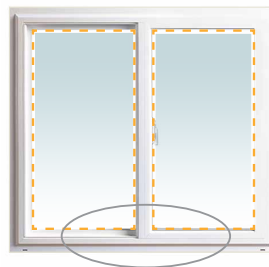
Block

Flush Fin  
*(Optional)*

Brickmould  
*(Optional)*

Block and Nail Fin are standard  
**Anlin Panoramic Series**

## Traditional Profile Frame | Even Sighthline Balanced Look



Block


Flush Fin  
*(Optional)*

Brickmould  
*(Optional)*

Block and Nail Fin are standard  
**Anlin Catalina Series** | **Anlin Coronado Series**

## Frame Colors

### Anlin XTRU Exterior and Interior Colors



White

Exterior & Interior



Adobe

Exterior & Interior



Tan

Exterior & Interior

### Anlin ThermaCoat *Optional Exterior Colors*

**Anlin ThermaCoat / Solar Reflective Coatings** will not only enhance your home's look, it will also keep your house cooler, regardless of color.



Architectural Black



Architectural Bronze



Architectural Silver



Classic Gray



Espresso



Taupe



Red Pepper



Rose Wood



Desert Tan



Sandstone



Divine Wine



Forest Green

Colors shown are for comparison purposes only. For actual color, view vinyl samples provided by Dealer in natural daylight

## Hardware

### Pull-Tight Cam Lock



### True Action Lock



This optional system automatically locks when the sash is closed.

Available in White, Adobe, Tan, Bronze, Satin Black, Brushed Nickel, and Polished Brass

### Sash Dead Bolt



Optional solid 1/4" stainless steel sash dead bolt provides added security.

Available only on sliding windows

## Obscure Glass and Patterns

### Obscure Glass Optional



Standard Obscure

Etch Matte

Glue Chip

Rain

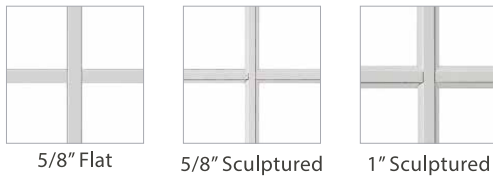
Delta Frost

Reed

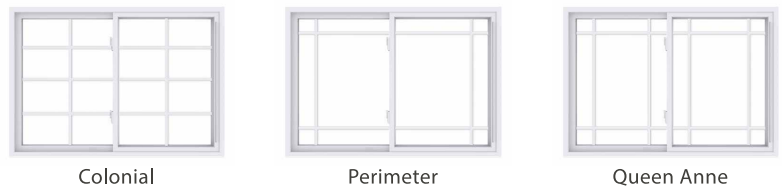
Flemish

## Grids

### Grid Styles Optional



### Grid Patterns Optional



## Premium Glass Features & Upgrades



### Anlin SR50 Sound Reduction Glass *Optional Upgrade* The Smart Choice to Block Out Unwanted Noise

Anlin SR50 Sound Reduction Glass with sound suppression technology reduces outside noise by up to **50%** compared to standard dual pane windows.

### Anlin First Guard Laminated Security Glass *Optional Upgrade* Peace of Mind is Knowing You'll Have Added Break-In Protection

Anlin First Guard Laminated Security Glass meets rigorous industry codes, including the American Society of Testing Materials standard for preventing forced entry **ASTM F1233**.

### Anlin 4X Tempered Safety Glass *Optional Upgrade* You'll Rest Easy with Added Glass Strength and Safety

Anlin 4X Tempered Safety Glass is up to **Four Times Stronger** than standard glass. If tempered glass breaks, its small pieces are considered a break-safe pattern. Anlin 4X Tempered Safety Glass meets safety codes, such as **ANSI Z97.1-2015** and **CPSC 16CFR 1201 Category II**.



# Anlin Malibu Sliding Doors

Anlin Malibu sliding doors are built to last and operate smoothly for a lifetime.



## Sliding Patio Door Features & Options

Two heavy-duty hooks move outward to engage the keeper, which securely locks the door at the jamb.



Satin Nickel handle shown in photo.  
(Optional Upgrade)

## QuadraGlide™ Rollers


Anlin QuadraGlide™ rollers are made with sealed, precision bearings for a lifetime of trouble-free operation. Stainless steel option shown.



## Heavy Duty Roller Track

Door rollers glide over a durable, one-piece stainless steel track with effortless operation for a lifetime.

## Quad-Lock Locking Hooks



Optional upgrade with 2 additional heavy-duty hooks for sliding patio doors for a total of 4 locking points, increasing security and peace of mind.

Not available in OXXO configuration. Key lock option not available with Quad-Lock.

Anlin Aluma-Force™ patio screen frame is made to last with thick walls of extruded aluminum and built with a flush-mounted handle and self-latching hardware.




Optional solid 3/8" stainless steel dead bolt provides added security on sliding patio doors.




## Door Configurations

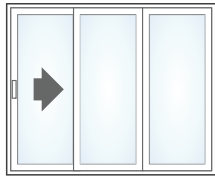
As viewed from the outside



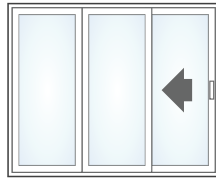
**XO**  
Sliding / Fixed



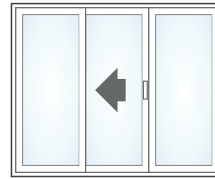
**OX**  
Fixed / Sliding



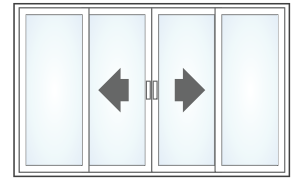
**XOO**  
Sliding / Fixed / Fixed



**OOX**  
Fixed / Fixed / Sliding




**OXO**  
Fixed / Sliding / Fixed




**OXXO**  
Fixed / Sliding / Sliding / Fixed

## Door Configurations with Transom

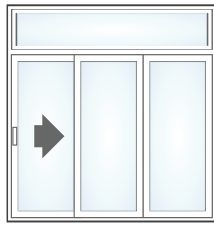
Transom not available on OXXO configuration.




**XO**  
Sliding / Fixed



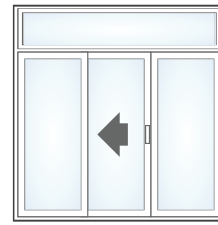
**OX**  
Fixed / Sliding



**XOO**  
Sliding / Fixed / Fixed



**OOX**  
Fixed / Fixed / Sliding



**OXO**  
Fixed / Sliding / Fixed

## Rail Styles



Standard Style  
2-3/4" Rail



French Style  
4-1/2" Rail

## Frame Types



Block



Flush Fin  
*(Optional)*



Brickmould  
*(Optional)*

Block and Nail Fin are standard. Available in nail fin frame for new construction

## Sliding Door Handles

### Traditional



White  
Standard



Adobe  
Standard



Tan  
Standard



Satin Black  
Upgrade



Bronze  
Upgrade



Satin Nickel  
Upgrade



Polished Brass  
Upgrade

### Contemporary



White  
Standard



Adobe  
Standard



Tan  
Standard



Satin Black  
Upgrade



Bronze  
Upgrade



Satin Nickel  
Upgrade



Polished Brass  
Upgrade

Sliding patio doors are available with the same frame colors, grid styles, and grid patterns as windows.

# Anlin Malibu Swinging French Doors

Anlin Malibu swinging doors enhance your home's style with a variety of configurations and options.




## Swinging French Door Features & Options

### Three-Point Locking System

The keyed lock activates three solid metal posts, one each at the top, middle and bottom of door, while a dead bolt adds yet another level of security.

## Sample Configurations

As viewed from the outside.



Available in heights from 6' to 8' and can be in-swing or out-swing as an option.

## Operable Sidelights



Available as in-swing only and include screens on the outside.

## Frame Types



Block

Flush Fin  
*(Optional)*

Brickmould  
*(Optional)*

Block and Nail Fin are standard.

Available in nail fin frame for new construction

Swinging French doors are available with the same frame colors, grid styles, and grid patterns as windows

## Door Handles

### Traditional



White Standard

Satin Black Upgrade

Bronze Upgrade

Satin Nickel Upgrade

Polished Brass Upgrade

### Contemporary



White Standard

Satin Black Upgrade

Bronze Upgrade

Satin Nickel Upgrade

Polished Brass Upgrade



Freedom For You And Your Pets!



Pets that can get out to exercise tend to be healthier and happier.

**Anlin** Malibu sliding doors and swinging French doors can be made with an in-glass pet door built right into the glass. With the slim design of the **Anlin** Pet Doors, sliding doors can be opened fully even when the pet door's closure panel is inserted and latched. **Anlin** Pet Doors are available in four sizes so you can choose the size just right for your pet. You will love the look and the freedom it gives you and your pets.



Pet Door Size Chart				
Pet Door Size	Pet Weight	Opening Width	Opening Height	Sample Breed
Small	up to 15 lbs	5-1/4"	8-1/8"	Cats, Chihuahuas, Pomeranians, Papillons, Yorkies, Maltese, and Japanese Chins
Medium	up to 40 lbs	8-1/4"	12-1/4"	Poodles, Corgis, Dachshunds, Beagles, Pekingese, Shelties, Schnauzers, Cocker Spaniels, and most Terriers
Large	up to 100 lbs	10-1/4"	16-1/4"	Labradors, German Sheperds, Golden Retrievers, Boxers, Collies, Setters, Bulldogs, Pointers, and Dobermans
X-Large	up to 200 lbs	13-3/4"	23-3/4"	Great Danes, St. Bernards, Rottweilers, Old English Sheepdogs, Newfoundlands, Irish Wolfhounds, and Great Pyrenees

Envy of the Industry  
First in Customer Satisfaction  
Five Star Consumer Rating  
Double Lifetime Warranty



★★★★★  
Five Star Reviews

Kerri N. ★★★★★

"We have had Anlin replacement windows for 10+ years and have been very happy with them. We recently had to call for service because our window would not stay open. **Customer service was very polite and efficient**, scheduling a service appointment right away. The service technician, Art, came over exactly on time and within 20 minutes had the window fixed."

Tina B. ★★★★★

"**This is a great company!!! I'm so impressed with their quick response time and punctual service!** Ryan was the tech who did our repairs. He was very knowledgeable and helpful! Ryan worked carefully and cleaned up after himself! He was friendly and had such a positive attitude; really went above and beyond in the work that he did! Thank you!"

Lisa T. ★★★★★

"Anlin Windows did an Amazing Job! **They really stand by their windows.** I had Anlin windows installed over 15 years ago. Just recently had some trouble with my slider and bathroom window. I was so impressed with their quick response in getting my repairs complete and how punctual they were on their arrival time."

Beth B. ★★★★★

"13 years ago, I bought a house with Anlin windows. Recently we started to have troubles with our slider. Sean and Ryan both offered quality service that is so rare to find these days. **My windows look great after over 13 years, and the customer service is wonderful.** I would highly recommend this company to all my friends."



## Double Lifetime Warranty

**Anlin** Windows and Doors are backed by the best warranty and consumer services in the industry. Accidental glass breakage, parts, labor and even shipping to make covered repairs will be free of charge to you. **Anlin** Lifetime Warranty coverage is also transferable to the next subsequent owner if you sell your home.

Visit [Anlin.com](http://Anlin.com) | For Information on Proper Care, Maintenance and Warranty Coverage.

**Anlin** Windows & Doors • 800. 287. 7996 • 1665 Tollhouse Road • Clovis, California 93611



INVENT. BUILD. DELIVER.

THE PGT INNOVATIONS FAMILY OF BRANDS

