

Monte Verde
Windows & Doors





Monte Verde windows and doors offer the best quality and performance at a value cost. In addition, all Monte Verde products exceed Energy Star requirements and are backed by a limited lifetime warranty.



Features


- 1 SolarGuard[®]**
High performance triple silver Low-E glass maximizes energy efficiency.
- 2** Low conductance warm-edge spacer reduces heat transfer and condensation.
- 3** Double strength glass provides durability and better sound control.
- 4** Multi-chambered hollow frame provides dead air space for better insulation.
- 5** Fusion-welded frame and sash corners for structural strength and watertight seal.
- 6** Integral pull rail provides easy open and close operation.
- 7** Sash interlocks for added security and thermal efficiency.
- 8** Pull-tight cam lock and keeper are securely fastened to metal reinforcement for increased security.
- 9** Nail fin 1" or 1 3/8" setback with pre-drilled holes for easy installation.





Window Options

Frame Colors



Exterior and Interior

Frames



Flush Fin

Block

Nail Fin 1" or
1 3/8" Setback

Hardware

Pull-Tight Cam Lock



Available in
White, Tan or
Adobe.

Pro-Latch Lock

This optional system automatically locks when the sash is closed.



White

Tan


Adobe

Bronze

Brushed
Nickel

Polished
Brass

Grid Styles



5/8" Flat

5/8" Sculptured

1" Sculptured

Grid Patterns



Colonial


Perimeter

Queen Anne

Decorative Glass Options

Various decorative and V-Groove glass styles and patterns available.

Obscure Glass



Standard
Obscure

Flemish

Rain

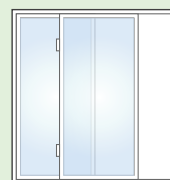
Reed

Delta Frost

V-Groove Glass



Window Styles & Configurations



Single Slider



Single Hung



Picture



End Vent Slider



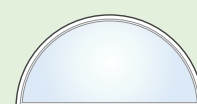
Picture Over Slider



Casement



Awning



Geometric

Monte Verde windows and doors pass the stringent forced entry resistance test.



Sliding Patio Door Options

Rail Styles



Standard 2 1/2" Rail

French 4 1/2" Rail

Frames



Flush Fin

Block

Nail Fin 1" or 1 3/8" Setback Available

Handles



White

Tan

Adobe

Bronze
(Optional)

Satin Nickel
(Optional)

Polished Brass
(Optional)

Swinging French Door Options

Frames



Flush Fin

Block

Nail Fin 1" or 1 3/8" Setback Available

Monte Verde sliding patio and swinging French doors are available with the same Frame Colors, Grid Styles, and Grid Patterns as Monte Verde windows.

Handles



White

Bronze

Satin Nickel

Polished Brass

Contemporary



White

Bronze

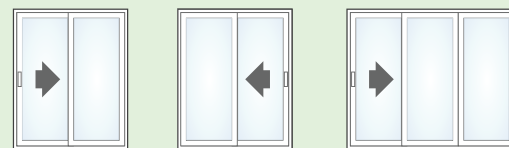
Satin Nickel

Polished Brass

Patio Door Configurations

Sliding Patio Doors

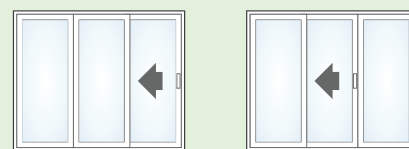
(As viewed from the outside.)



XO

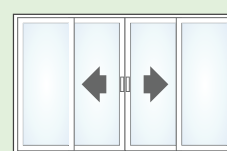
OX

XOO



OOX

OXO



OXXO

Dead Bolt (Optional)

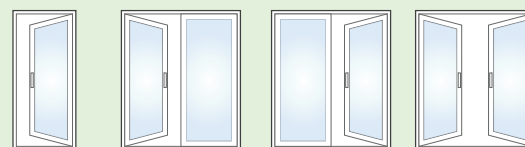
Solid 3/8" stainless steel dead bolt provides added security.

(Applied at top of active sash panel)



Swinging French Doors

(As viewed from the outside.)

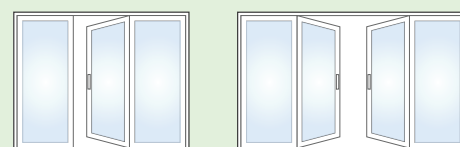


X

XO

OX

XX



OXO

OXXO

Available with operable sidelights and screens.

INTRODUCING

FREEDOM+ IN-GLASS PET DOORS

**You'll Love What a Freedom+ Pet Door
Will do for You and Your Pets!**

- ▶ Your pets can come and go to protect your home, your family and themselves.
- ▶ Pets that can get out to relieve themselves leave fewer messes on your floors.
- ▶ Your pets won't ruin your doors clawing to come in or go out.
- ▶ Available in four sizes so you can choose the size just right for your pet.
- ▶ Available in Monte Verde sliding patio or swinging French doors.



Pet Door Size Chart

Pet Door Size	Pet Weight	Opening Width	Opening Height	Sample Breed
Small	up to 15 lbs	5 1/4"	8 1/8"	Cats, Chihuahuas, Pomeranians, Papillons, Yorkies, Maltese, and Japanese Chins
Medium	up to 40 lbs	8 1/4"	12 1/4"	Poodles, Corgis, Dachshunds, Beagles, Pekingese, Shelties, Schnauzers, Cocker Spaniels, and most Terriers
Large	up to 100 lbs	10 1/4"	16 1/4"	Labradors, German Shepherds, Golden Retrievers, Boxers, Collies, Setters, Bulldogs, Pointers, and Dobermans
X-Large	up to 200 lbs	13 3/4"	23 3/4"	Great Danes, St. Bernards, Rottweilers, Old English Sheepdogs, Newfoundlands, Irish Wolfhounds, and Great Pyrenees

Monte Verde Thermal Performance

Window Style	UV Block ¹	Visible Light Transmittance ²	Total Unit U-Factor ³	No Grids SHGC ⁴	Grids SHGC
Single Hung - (triple Low-E, air fill)	94%	64%	0.32	0.22	0.21
Single Hung - (triple Low-E, argon fill)	94%	64%	0.28	0.22	0.20
Single Slider - (triple Low-E, air fill)	94%	64%	0.32	0.22	0.21
Single Slider - (triple Low-E, argon fill)	94%	64%	0.28	0.22	0.20
Picture Window - (triple Low-E, air fill)	94%	64%	0.30	0.25	0.23
Picture Window - (triple Low-E, argon fill)	94%	64%	0.25	0.24	0.22
Casement - (triple Low-E, air fill)	94%	64%	0.29	0.18	0.16
Casement - (triple Low-E, argon fill)	94%	64%	0.26	0.17	0.16
Sliding Patio Door - Standard - (triple Low-E, air fill)	94%	64%	0.32	0.22	0.19
Sliding Patio Door - Standard - (triple Low-E, argon fill)	94%	64%	0.29	0.21	0.19
Sliding Patio Door - French Style - (triple Low-E, air fill)	94%	64%	0.32	0.19	0.17
Sliding Patio Door - French Style - (triple Low-E, argon fill)	94%	64%	0.29	0.19	0.17
Out-swing French Door - (triple Low-E, air fill)	94%	64%	0.35	0.17	0.15
Out-swing French Door - (triple Low-E, argon fill)	94%	64%	0.32	0.17	0.15
In-swing French Door - (triple Low-E, air fill)	94%	64%	0.34	0.17	0.15
In-swing French Door - (triple Low-E, argon fill)	94%	64%	0.31	0.17	0.15

¹ Ultraviolet (UV) light block calculations performed using Lawrence Berkeley Laboratories Window 4.1 program. Percentages indicate amount of UV transmittance blocked from the interior using a 3/4" glazing unit.

² Visible light transmittance indicates the amount of outside light reaching the interior as calculated using center of glass. Higher percentages mean more outside light reaches interior.

³ U-factor represents the amount of heat transfer as measured in accordance with NFRC 100-2001, calculation uses total window unit, and assumes 3/4" glazing with a 1/2" airspace. Lower is better.

⁴ Solar heat gain coefficient (SHGC) measures the amount of solar radiation entering the building. As measured per NFRC 200-2001 with the Window 4.1 and Frame 4.1 modeling programs. Lower is better.

AAMA, NFRC and ENERGY STAR Certified

Monte Verde products are tested and certified by the American Architectural Manufacturers Association (AAMA), National Fenestration Rating Council (NFRC) and ENERGY STAR. All certification assures homeowners that our windows and patio doors are manufactured to the highest quality and energy standards.



Limited Lifetime Warranty

Monte Verde windows and patio doors are backed by a Limited Lifetime Warranty on parts and labor. So along with beauty, performance and energy efficiency, Monte Verde products also provide peace of mind.

